



Presentation to Fixed Income Investors

HypoVereinsbank – UniCredit Bank GmbH

Munich, April 2026

Empowering
Communities to Progress. 



Agenda

1

HypoVereinsbank at a glance

2

Update on latest results

3

Funding

4

Cover Pool

5

Contacts



1

HypoVereinsbank at a glance



150 Years – From Bayerische Vereinsbank to UniCredit Bank GmbH

Founded in 1869 as “Bayerische Vereinsbank AG”
the business was started in Munich, Bavaria



Headquarter of the Bayerische Vereinsbank in 1884



Since 2016 the HVB Tower has become Headquarter
of the UniCredit Bank GmbH





Part of a simple successful Pan European UniCredit, HypoVereinsbank has an excellent market position in the strong German economy

Strong operating performance

EUR 3.136 m net operating profit (FY2025)

Excellent leverage ratio

5.7% (fully loaded, FY2025)

Outstanding capital ratio

22.9% (CET1 fully loaded, FY2025)

Strong balance sheet

EUR 286 bn (FY2025)

Highly qualified workforce

8,421 FTE (FY2025)

Member of UniCredit Group

Part of UniCredit, a simple successful Pan European Commercial Bank



- Italy
- Germany
- Central and Eastern Europe¹

General remark: Unless stated otherwise “HypoVereinsbank” refers to UniCredit Bank GmbH and its subsidiaries in this document

¹Austria, Bosnia and Herzegovina, Bulgaria, Croatia, Czech Republic, Hungary, Romania, Russia, Serbia, Slovakia and Slovenia



2

Update on latest results



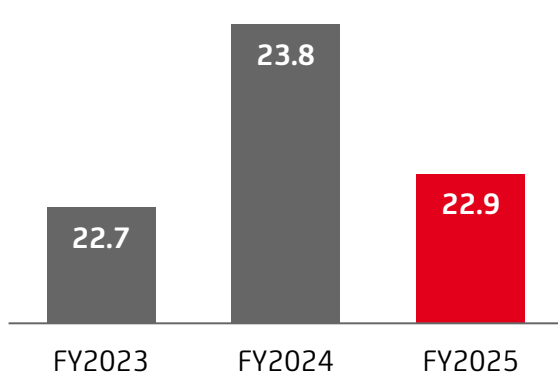
HypoVereinsbank with positive business performance in the challenging market environment in FY2025

	31/12/2025	31/12/2024		Δ
Profitability	Operating income	EUR 5,522 m	EUR 5,468 m	↑ +1.0%
	Operating costs	EUR -2,163 m	EUR -2,318 m	↓ -6.7%
	Operating profit	EUR 3,359 m	EUR 3,150 m	↑ +6.6%
	Net write-down of loans and provisions for guarantees and commitments	EUR -223 m	EUR -270 m	↓ -8.3%
	Net operating profit	EUR 3,136 m	EUR 2,880 m	↑ +8.9%
	Profit before tax	EUR 3,040 m	EUR 2,790 m	↑ +9.0%
Balance sheet	Total assets	EUR 286 bn	EUR 290 bn	↓ -1.4%
	Shareholders' equity	EUR 20.2 bn	EUR 19.9 bn	↑ +1.5%
	Leverage ratio (Basel III, fully loaded)	5.7%	5.7%	→ -
Regulatory ratios	Common Equity Tier 1 ratio (fully loaded)	22.9%	23.8%	↓ -90 bps
	Risk weighted assets (including equivalents for market risk and operational risk)	EUR 69.1 bn	EUR 66.2 bn	↑ +4.4%
	Liquidity Coverage Ratio (LCR)	>100%	>100%	→ -



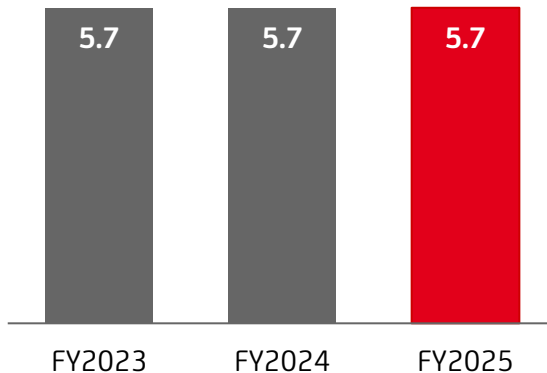
Healthy balance sheet provides sound base for sustainable growth and business continuity

Capital (CET1 fully loaded) in %



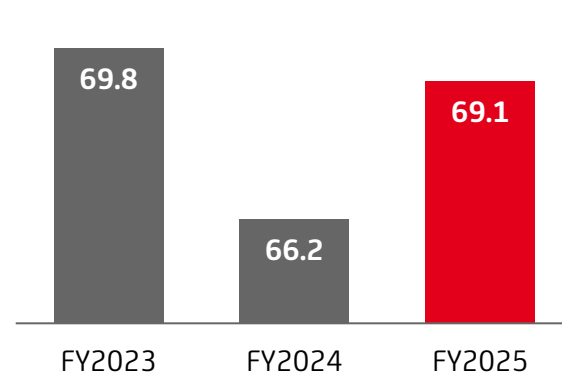
- Continuously excellent capital base by both national and international standards thanks to our organic capital generation.

Leverage ratio (Basel III, fully loaded) in %



- Leverage ratio on a comfortable level over the last 2 years.

Risk-weighted assets¹ in EUR bn



- The total risk-weighted assets determined in accordance with Basel III requirements amounted to EUR 69.1 bn at FY of 2025 and were thus EUR 2.9 bn higher than year-end 2024.

¹Including equivalents for market risk and operational risk



3

Funding



» 2026 – 28 Group Funding Plans at 25.5 bn p.a. on average



- Italy
- Germany
- Austria
- Central and Eastern Europe¹

- **UniCredit S.p.A.** acts as the Group **Holding** as well as the Italian operating bank and is the **MREL issuer** under Single-Point-of-Entry (SPE)
- **Geographical footprint** and well-established name with recognition in domestic markets **provides for funding diversification**
- **2026 – 28 Funding plans at c. 25.5 bn p.a. on average**, with flexibility to switch among years / products based on balance sheet development and actual needs:
 - 8.5 bn p.a. of institutional unsecured funding
 - 8 bn p.a. of networks' issuances, expected to follow the usual linear pattern
 - 9 bn p.a. of secured funding, with issuances out of the main hubs, to maintain strong liquidity position

2026-28 Funding Plans – Avg. Volumes (€/bn p.a.)

	2025 <i>Realized</i>	Group		Italy		Germany		Austria		CEE	
		2026-28 avg. plans	Already Issued ²	2026-28 avg. plans	Already Issued ²	2026-28 avg. plans	Already Issued ²	2026-28 avg. plans	Already Issued ²	2026-28 avg. plans	Already Issued ²
Covered Bonds and Securitizations ³	4.3	9 p.a.	~ 1.5	3 p.a.	-	4 p.a.	~ 1.5	1 p.a.	-	1 p.a.	-
Instruments via networks ⁴	8.5	8 p.a.	~ 1.3	6 p.a.	~ 1.1	0.7 p.a.	~ 0.2	1 p.a.	-	0.2 p.a.	-
Institutional Senior Pref. and Non-Pref. ⁵	7.2	5.5 p.a.	~ 2.1	5 p.a.	~ 2.0	0.4 p.a.	~ 0.1	-	-	0.2 p.a.	-
AT1 and T2	2.0	3 p.a.	1.0	3 p.a.	1.0	-	-	-	-	-	-
Total	~ 22	25.5 p.a.	~ 5.9	17 p.a.	~ 4.1	5 p.a.	~ 1.8	2 p.a.	-	1.5 p.a.	-

¹Bosnia and Herzegovina, Bulgaria, Croatia, Czech Republic, Hungary, Romania, Russia, Serbia, Slovakia and Slovenia; ²As of 30 January 2026; ³Other secured funding sources like supranational funding not included; ⁴Senior bonds and Structured Notes; ⁵Including private placements



HypoVereinsbank: Funding and Liquidity management

- **UniCredit Bank** GmbH, as the German subsidiary of UniCredit S.p.A., manages its liquidity and funding on the base of the policies of the Group, exploiting the opportunity to leverage on its unique funding base, also geographical, with a solid mix of instruments.
- The activities are **coordinated Group wide** and are based on a **common framework**, to **optimise market access and funding costs**
- The funding strategy aims at:
 - Covering the bank's needs at limited cost
 - Limiting the maturity mismatch between assets and liabilities
 - Optimising the projected cash flows

UniCredit Bank GmbH is **active as Issuer** in the following instruments:

- Mortgage and Public Sector covered bonds ("Pfandbriefe")
- Private placements
- Retail issues
- Registered notes secured and unsecured (in SP format)
- French CD



A leading Pfandbrief issuer: EUR 24.0 bn¹ Covered bonds outstanding

- 84% mortgage covered bonds
- 16% public sector covered bonds

Funding as of 31/12/2025:

- Nearly 77% of the outstanding wholesale funding is issued in covered bonds
- Senior unsecured funding mainly in structured format

¹As of 31/12/2025 (net volume)

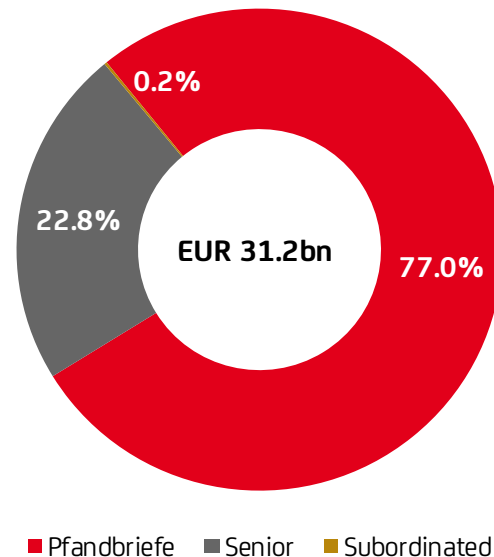


HypoVereinsbank's funding mix: Sustainable, diversified and risk adjusted

Strict three-pillar funding strategy¹:

- **Sustainability**
 - Solid medium / long term funding with constant presence on the debt capital market
 - Declining outstanding issuance volume within a sound balance sheet structure (2010: >EUR 62 bn; 4Q/2025: EUR 31.2 bn)
- **Diversification**
 - Diversification and activity in all channels to avoid concentration risk especially with regard to seniors
 - Covered bonds (“Pfandbriefe”) as important source of funding due to cost-efficiency, first-class credit quality and high degree of safety for investors
- **Risk Management**
 - Maturity diversification to avoid concentration risk

Split of outstanding issuance¹ by instrument type in %



¹As of 31/12/2025, net volume of senior, subordinated and covered bonds “Pfandbriefe” of UniCredit Bank GmbH and their subsidiaries (without own issuances held on own books); Positions within UniCredit Group are excluded, except held for trading purposes



Medium-Long Term Funding: Solid and diversified funding structure

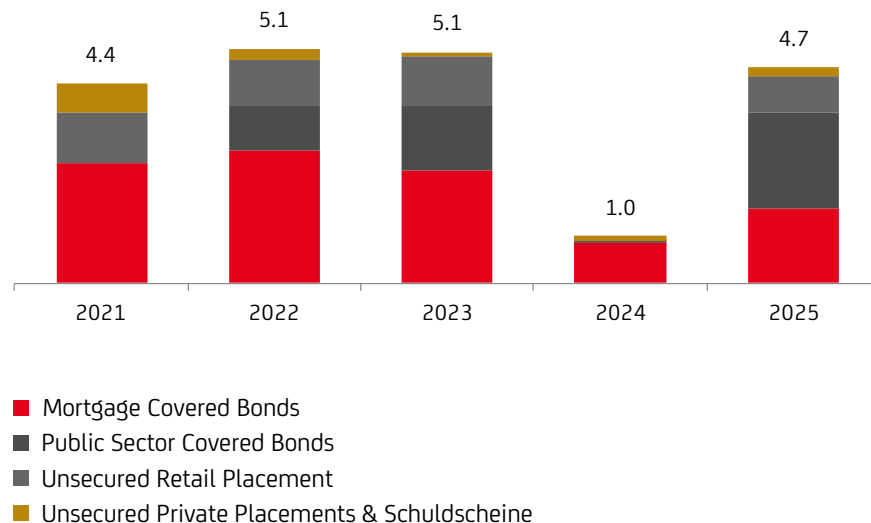
HypoVereinsbank's funding risk continues to remain on a low level due to

- Use of various channels
- Wide range of funding products
- Issuance in multiple asset classes and markets
- Well diversified group of investors
- Reduced 2024 funding needs consistent with balance sheet development

Funding 2026 – 28 avg. plan

- Funding Plan 2026 – 28: avg. EUR 5.0 bn p.a.

Funding volume and breakdown of funding sources¹
in EUR bn



¹Executed funding volume as of 31/12/2025. Calculation incl. forward transactions, without Other M/L Term Funding and Promotional (Supranational) Funding



» Ratings¹ of HypoVereinsbank reflect robust business model and strong focus on the German market

**Long-term /
Outlook /
Short-term**

Stand-alone Rating

**Public Sector
Covered Bonds /
Outlook**

**Mortgage Covered
Bonds / Outlook**

MOODY'S

Counterparty Rating: Aa3/P-1
Deposits: A1/positive/P-1
Issuer Rating: A1/positive
Sen. Unsec.: A1/positive
Jr. Sen. Unsec.: Baa1

baa1

Aaa

Aaa

**STANDARD
& POOR'S**

Resolution Counterparty Rating:
A/A-1
Issuer Credit Rating:
A-/positive/A-2
Sen. Unsec.: A-
Sen. Subord.: BBB+

a-

-

-

**Fitch
Ratings**

Derivative Counterparty Rating:
A (dcr)
Deposits: A/F1
Issuer Default Rating:
A-/stable/F2
Sen. Preferred: A/F1
Non-Preferred Sen. Unsec.: A-

a-

-

-

¹Ratings as of 08/04/2026



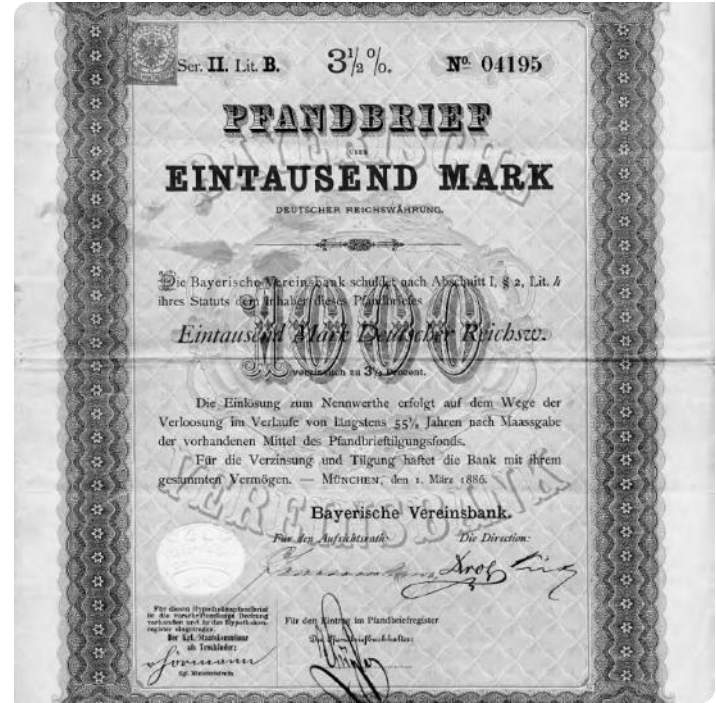
4

Cover pool



From the first Communal Obligation in 1871 to the Green Pfandbrief

- In **1869** the “**Bayerische Vereinsbank**” received the permission to issue Pfandbrief
- 1871 the first communal obligation was issued
- Since this time the Pfandbrief has always been one of the **main refinancing instruments** of the bank and HVB has established itself as a permanent issuer in the Capital markets
- **2019** first **USD** denominated Public Pfandbrief benchmark issue
- **2021** HVB has committed to the Minimum Standards of the VdP for the “**Green Pfandbrief**”



» HypoVereinsbank and its Pfandbrief History

King Frederick II decreed the first mortgage bond in Germany, referred to as "Pfandbrief"

1769



King Max II introduced the modern Pfandbrief system in Bavaria

1864

Foundation of Bayerische Vereinsbank

1869



Formation of a powerful mortgage bank: HypoVereinsbank

1998

Merger of Bayerische Hypotheken- und Wechsel Bank and Bayerische Vereinsbank

HypoVereinsbank becomes part of UniCredit Group

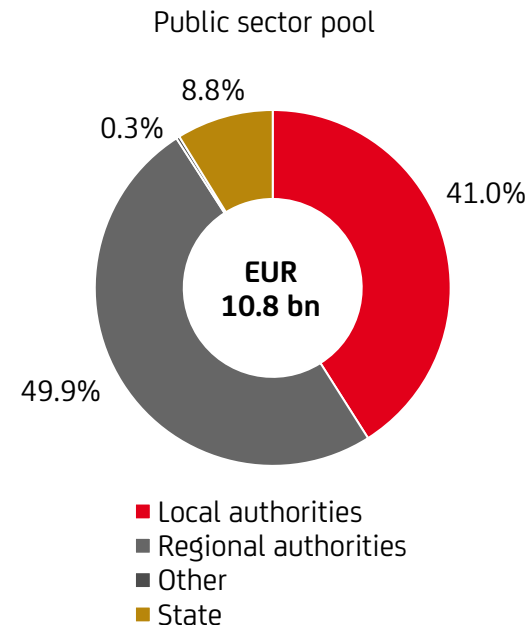
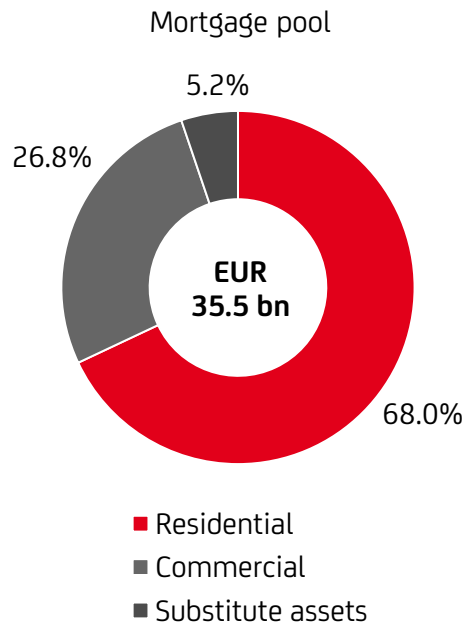
2005



HypoVereinsbank's cover pool at a glance: A strong Pfandbrief house

As of 31.12.2025	Mortgage	Public
Pool type	Dynamic	
Cover pool (EUR m)		
Nominal value	35,514	10,806
Net present value	34,487	10,546
o/w Substitute assets	1,862	0
Total number of loans	117,143	1,370
Fixed rate loans	82.6%	89.6%
Floating rate loans	17.4%	10.4%
Outstanding issues (EUR m)		
Nominal value	27,151	8,100
Net present value	26,077	8,218
Overcollateralisation¹	30.8%	33.4%

Total cover pool – Split mortgage and public sector (4Q2025)



¹OC calculated with nominal values of cover pool and outstanding issues

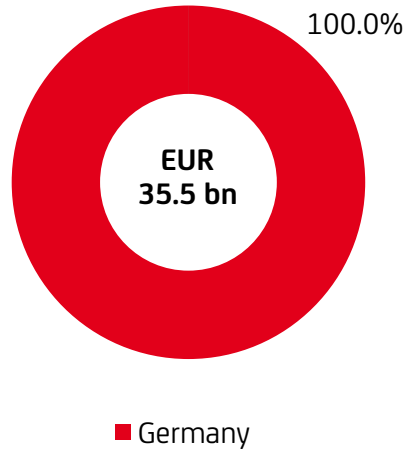


» Mortgage cover pool with purely German assets

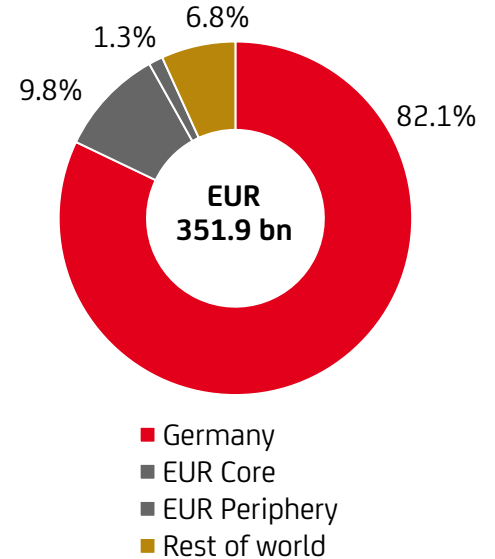
- As one of the oldest Pfandbrief players in Germany, HypoVereinsbank is well acquainted with the characteristics of the highly regulated German market
- With exclusively German assets in the mortgage cover pool, HypoVereinsbank benefits from the country's solid and reliable economic situation
- With 18%, the non-German exposure of the members of the Association of German Pfandbrief Banks (vdp) is substantially higher compared to HypoVereinsbank

Total mortgage cover pool – Split by country of asset location

Cover pool HypoVereinsbank¹ (4Q2025)



Cover pool all vdp-members¹ (4Q2024)



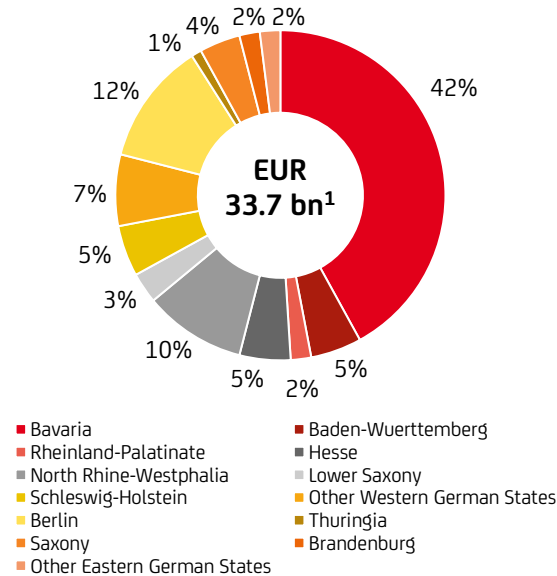
¹EUR Core: B, DK, F, FIN, LUX, NL, AUT, PL, S, CZ, IIE, EU; EUR Periphery: BUL, EST, GR, IT, IRL, LET, LIT, MALT, PORT, RO, SLO, SK, ESP, HU, CY ; Rest of world: ISL, NOR, CH, JAP, CAN, USA, GB



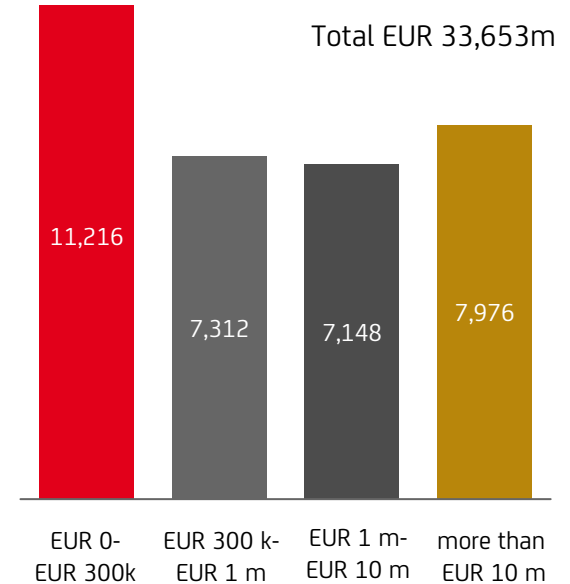
» Mortgage cover pool with solid foothold in economically strong Bavaria

- HypoVereinsbank’s mortgage cover pool is mostly concentrated in economically strong federal state Bavaria where the bank has strongest presence
- The non-Bavarian mortgage cover pool is well diversified between the capital Berlin and the remaining federal states
- Mortgages of up to three hundred thousand Euros account for almost 33% of the entire mortgage cover pool basing it on a wide a solid foundation

Mortgage cover pool by location¹ (4Q2025)



Mortgage cover pool by size¹ (4Q2025 in EUR m)



¹Without further cover assets in accordance with section 19 (1) PfandBG

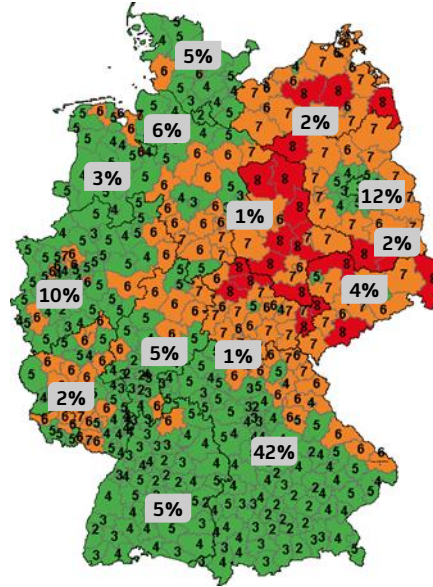


» Mortgage cover pool with solid foothold in economically strong Bavaria

Consistent risk management

- Internal risk map based on empirical data from decades serves as basis for Loan-to-value (LTV) limits
- Focus areas of HypoVereinsbank's mortgage cover pool in low risk regions
- Majority of the mortgage cover pool with a LTV <100%

Risk map residential real estate¹



Loan-to-value limits for retail and private banking clients

Division	Risk color	LTV limit ²	
		Owner-occupied	Buy to let
Retail		95%	80%
Retail		85%	70%
Retail		70%	no financing
Private Banking		100%	100%
Private Banking		70%	70%

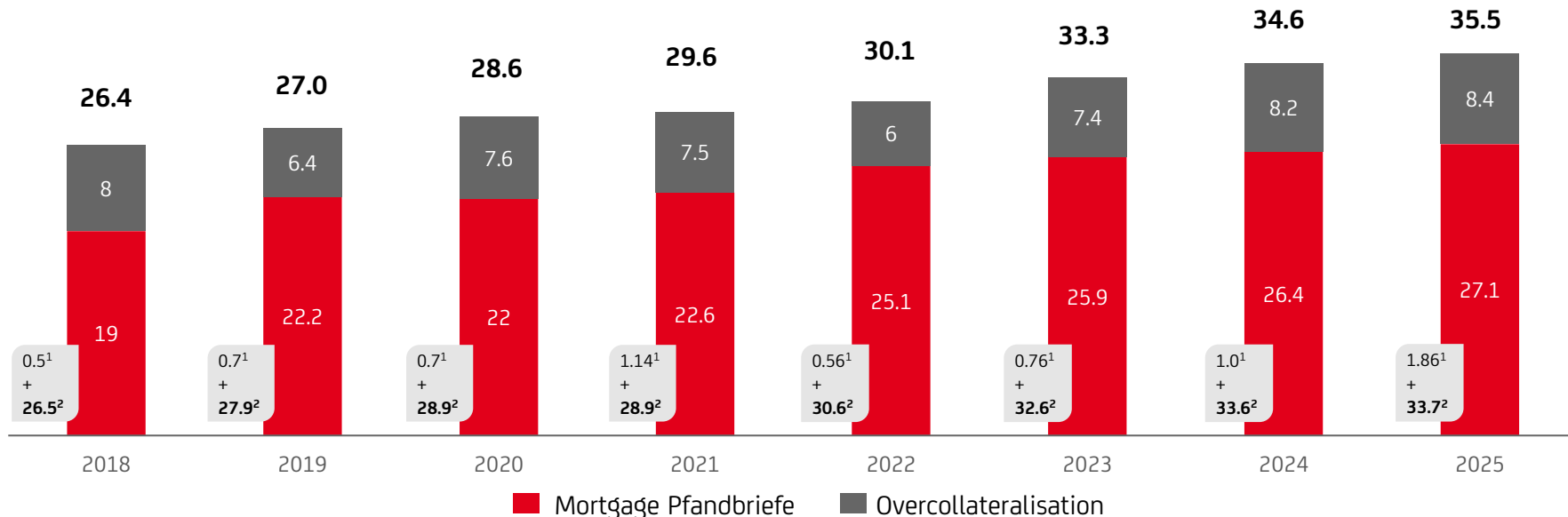
¹As of 4Q2025

²Loan-to-value limits are calculated on the basis of market values derived from internal calculations (System Wertweiser, KRQ and on-site visit)



Investors benefit from high level of overcollateralisation of outstanding Pfandbriefe

Total mortgage cover pool development and nominal overcollateralisation in historical comparison (in EUR bn)



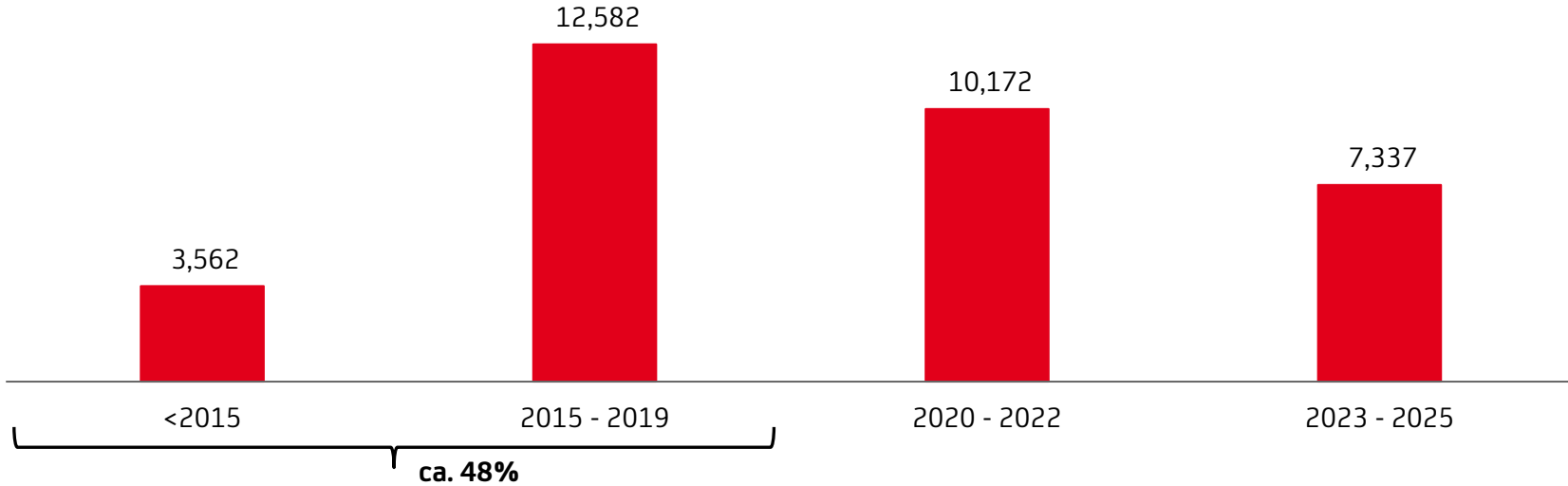
¹Further cover assets in accordance with section 19 (1) German Pfandbrief Act

²Mortgage cover assets: There are no derivatives and foreign currency assets used as cover for Mortgage Pfandbriefe



High percentage of long-lasting client relationship minimises risk

Cover pool mortgages (nominal) per closing date 4Q2025 (in EUR m)

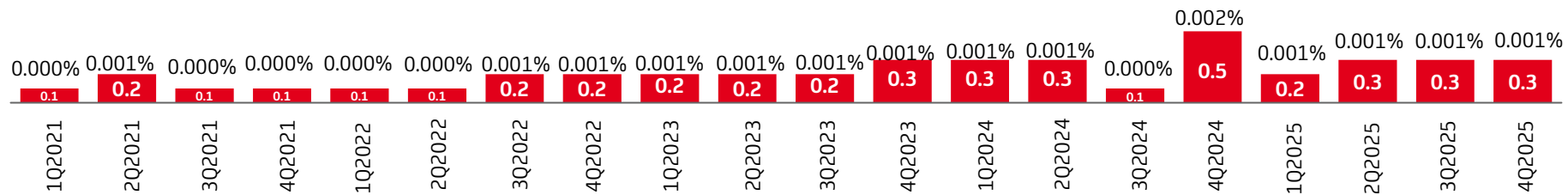


- Roughly 48% of HypoVereinsbank's cover pool mortgages date back to more than 6 years
- Reliable and predictable customer base due to long term client relationship

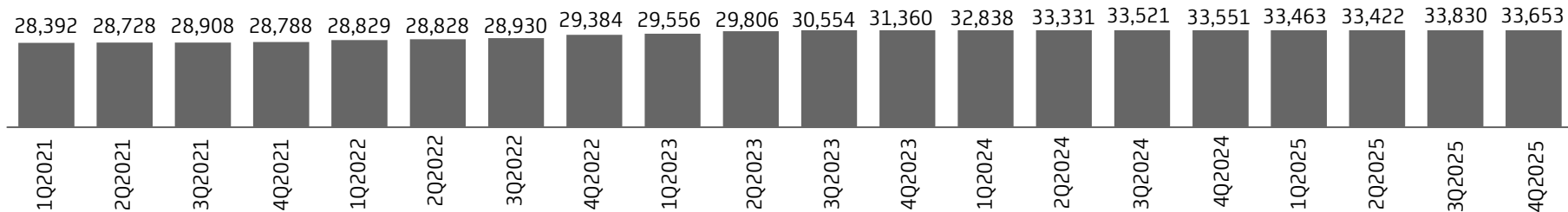


Excellent payment discipline: Arrear ratio¹ not higher than 0.002% for years

Payments in Arrears – in EUR m and % share of the mortgage cover pool (arrear ratio)



Total mortgage cover pool (in EUR m)



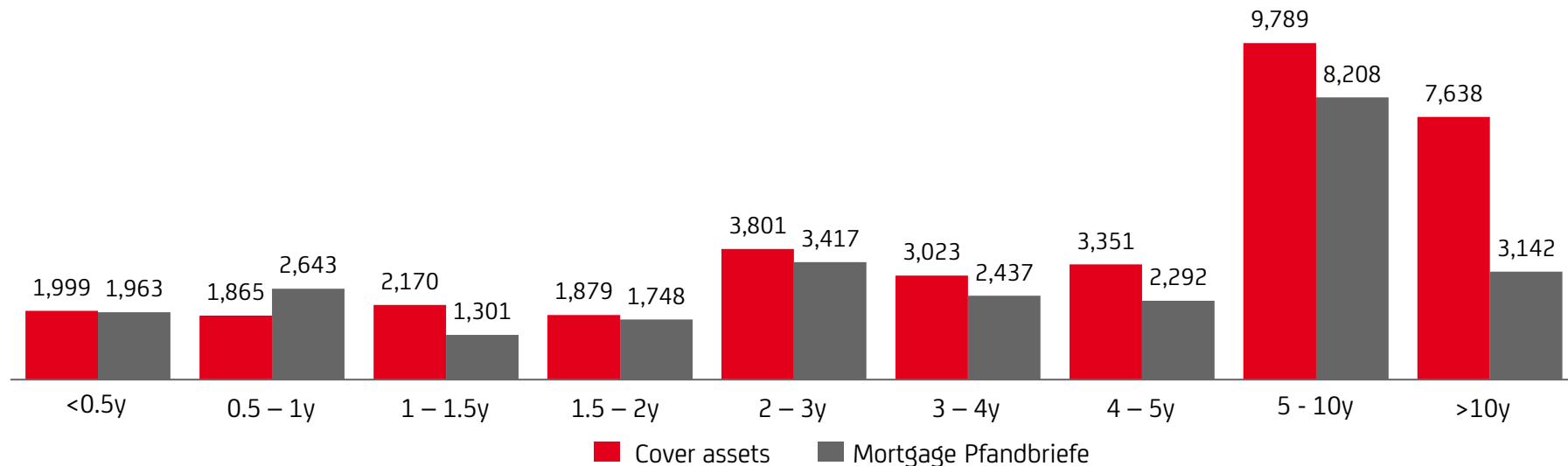
¹Payments more than 90 days overdue in relation to mortgage receivables





Well matching maturity profiles of mortgages and Pfandbrief issues

Maturity structure of outstanding mortgage Pfandbriefe versus related cover assets 4Q2025 (in EUR m)



Overview of benchmark issues since 2022

Pfandbrief Type	Initial Tenor and Interest Type	Issued Volume	Issue Date	Maturity	Spread
Mortgage Pfandbriefe	11Y. FXD Rate	EUR 1.00 bn	Jan 22	Jan 33	Midswap flat
Public Sector Pfandbrief	5Y. FXD Rate	EUR 1.00 bn	Feb 22	Feb 27	Midswap -1 bp
Mortgage Pfandbriefe	5Y. FXD Rate	EUR 0.5 bn	Jun 22	Jun 27	Midswap flat
GREEN Mortgage Pfandbriefe	5.5Y. FXD Rate	EUR 0.5 bn	Sep 22	Apr 28	Midswap flat
Mortgage Pfandbriefe	3.25Y. FXD Rate	EUR 0.75 bn	Nov 22	Feb 26	Midswap +2 bp
Mortgage Pfandbriefe	3.5Y. FXD Rate	EUR 1.00 bn	Jan 23	Jul 26	Midswap +3 bp
Public Sector Pfandbriefe	2.5Y. FXD Rate	EUR 1.25 bn	Feb 23	Aug 25	Midswap -7 bp
Mortgage Pfandbriefe	4Y. FXD Rate	EUR 0.75 bn	May 23	May 27	Midswap +7 bp
Mortgage Pfandbriefe	3.8Y. FXD Rate	EUR 0.75 bn	Apr 24	Feb 28	Midswap +25 bp
Mortgage Pfandbriefe	5Y. FXD Rate	EUR 1.25 bn	Feb 25	Feb 30	Midswap +34 bp
Public Sector Pfandbriefe	5.5Y FXD Rate	EUR 1.00 bn	May 25	Nov 30	Midswap +37 bp
Public Sector Pfandbriefe	4Y. FXD Rate	EUR 1.00 bn	Aug 25	Aug 29	Midswap +24 bp
Mortgage Pfandbriefe	5Y. FXD Rate	EUR 1.50 bn	Jan 26	Jan 31	Midswap +21 bp



2

Contacts



Corporate & Individual Solutions

Attilio Napoli
Head of Medium Long Term Interest Rate
Management
Tel. +39 02 88620674
attilio.napoli@unicredit.eu

Group Investor Relations

Christian Kuhner
Tel. +39 02 88622850
christianulrich.kuhner@unicredit.eu

Imprint

Corporate & Individuals Solutions
UniCredit Bank GmbH
Arabellastrasse 12
81925 Munich

CFO Finance

Claudio Volpi
Head of ALM & Funding
Tel. +49 89 378-13040
claudiovittorio.volpi2@unicredit.de

Publication of Cover Pool data according to § 28 Pfandbriefact:

<https://www.hypovereinsbank.de/hvb/ueber-uns/investor-relations-en/emissions-collateral/data-on-collateral-pool>



Disclaimer

This publication is presented to you by:

Client Solutions
UniCredit Bank GmbH
Arabellastr. 12
D-81925 Munich

The information in this publication is based on carefully selected sources believed to be reliable. However we do not make any representation as to its accuracy or completeness. Any opinions herein reflect our judgement at the date hereof and are subject to change without notice. Any investments presented in this report may be unsuitable for the investor depending on his or her specific investment objectives and financial position. Any reports provided herein are provided for general information purposes only and cannot substitute the obtaining of independent financial advice. Private investors should obtain the advice of their banker/broker about any investments concerned prior to making them. Nothing in this publication is intended to create contractual obligations. Client Solutions of UniCredit consists of UniCredit Bank GmbH, Munich, UniCredit Bank Austria AG, Vienna, UniCredit S.p.A., Rome and other members of the UniCredit. UniCredit Group and its subsidiaries are subject to regulation by the European Central Bank. In addition UniCredit Bank GmbH is regulated by the Federal Financial Supervisory Authority (BaFin), UniCredit Bank Austria AG is regulated by the Austrian Financial Market Authority (FMA) and UniCredit S.p.A. is regulated by both the Banca d'Italia and the Commissione Nazionale per le Società e la Borsa (CONSOB).

Note to UK Residents:

In the United Kingdom, this publication is being communicated on a confidential basis only to clients of Client Solutions of UniCredit (acting through UniCredit Bank GmbH, London Branch). The information is directed only to (i) professional clients or eligible counterparties as defined in the rules of the Financial Conduct Authority and is not intended for distribution to, or use by, retail clients or (ii) "investment professionals" falling within Article 19(5) of the Financial and Services Markets Act 2000 (Financial Promotions) Order 2005, as amended, and to persons to whom it may otherwise be lawful to communicate (all such persons in (i) and (ii) together being referred to as "Relevant Persons"). Any investment or activity to which the Information relates is available only to, and will be engaged in only with, Relevant Persons. Other persons should not rely or act upon the Information. UniCredit Bank GmbH London Branch, 22 Bishopsgate, London, EC2N 4BQ, is authorised by Bundesanstalt für Finanzdienstleistungsaufsicht (BaFin) and subject to limited regulation by the Financial Conduct Authority and Prudential Regulation Authority. Details about the extent of our regulation by the Financial Conduct Authority and Prudential Regulation Authority are available from us on request.

Notwithstanding the above, if this publication relates to securities subject to the Prospectus Regulation (EU 2017/1129) it is sent to you on the basis that you are a qualified investor for the purposes of the Prospectus Regulation and it must not be given to any person who is not a qualified investor.

Note to US Residents:

The information provided herein or contained in any report provided herein is intended solely for institutional clients of Client Solutions of UniCredit acting through UniCredit Bank GmbH, New York Branch and UniCredit Capital Markets LLC (together "UniCredit") in the United States, and may not be used or relied upon by any other person for any purpose. It does not constitute a solicitation to buy or an offer to sell any securities under the Securities Act of 1933, as amended, or under any other US federal or state securities laws, rules or regulations. Investments in securities discussed herein may be unsuitable for investors, depending on their specific investment objectives, risk tolerance and financial position.

In jurisdictions where UniCredit is not registered or licensed to trade in securities, commodities or other financial products, any transaction may be effected only in accordance with applicable laws and legislation, which may vary from jurisdiction to jurisdiction and may require that a transaction be made in accordance with applicable exemptions from registration or licensing requirements.

UniCredit may have issued other reports that are inconsistent with, and reach different conclusions from, the information presented in any report provided herein. Those reports reflect the different assumptions, views and analytical methods of the analysts who prepared them. Past performance should not be taken as an indication or guarantee of further performance, and no representation or warranty, express or implied, is made regarding future performance. The information contained in any report provided herein may include forward-looking statements within the meaning of US federal securities laws that are subject to risks and uncertainties. Factors that could cause a company's actual results and financial condition to differ from its expectations include, without limitation: Political uncertainty, changes in economic conditions that adversely affect the level of demand for the company's products or services, changes in foreign exchange markets, changes in international and domestic financial markets, competitive environments and other factors relating to the foregoing. All forward-looking statements contained in this report are qualified in their entirety by this cautionary statement.

This product is offered by UniCredit Bank GmbH who is solely responsible for the Product and its performance and/or effectiveness.

Client Solutions

UniCredit Bank GmbH
as of 13 April, 2026

